

ITG Peer Analysis™

ITG's Global Commission Review 2009/Q4

Final Results as of 04/14/2010

© 2010 Investment Technology Group, Inc. All rights reserved. Not to be reproduced or retransmitted without permission. Broker-dealer products and services offered by ITG Inc., member FINRA, SIPC. 030909-40978. These materials are for informational purposes only, and are not intended to be used for trading or investment purposes or as an offer to sell or the solicitation of an offer to buy any security or financial product. The information contained herein has been taken from proprietary ITG data and other sources we deem reliable but we do not represent that such information is accurate or complete and it should not be relied upon as such. No guarantee or warranty is made as to the reasonableness of the assumptions or the accuracy of the models or market data used by ITG or the actual results that may be achieved. These materials do not provide any form of advice (investment, tax or legal). ITG Inc. is not a registered investment adviser and does not provide investment advice or recommendations to buy or sell securities, to hire any investment adviser or to pursue any investment or trading strategy.



Average Regional Commission by Market Capitalization

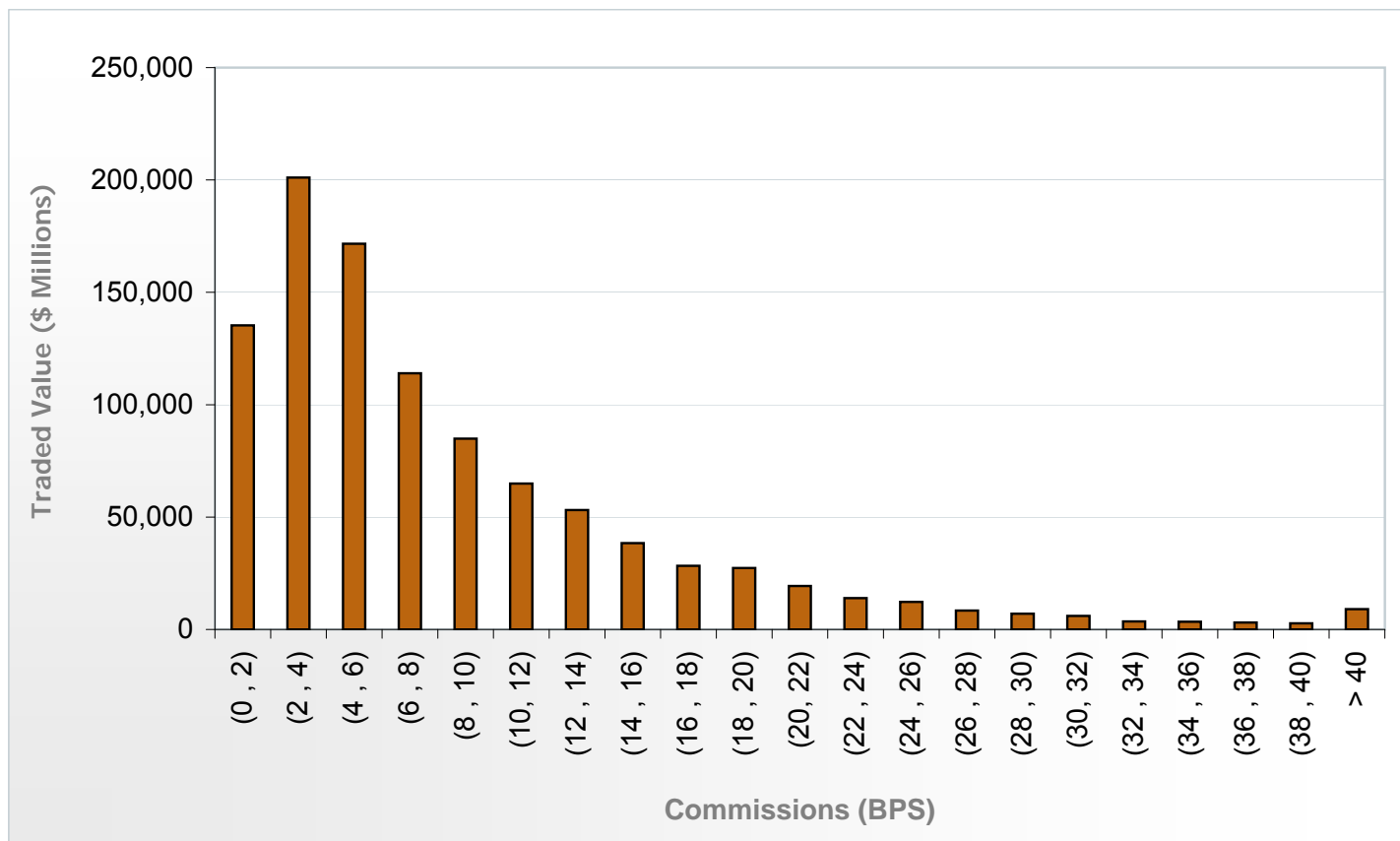
Developed Markets	Avg. Commission (BPS)				
	4Q09	3Q09	2Q09	1Q09	1Q09-4Q09
United States					
Micro Cap	20.6	19.7	21.0	18.9	20.2
Small Cap	17.3	17.1	17.9	17.3	17.3
Mid Cap	11.0	11.1	12.2	12.4	11.7
Large Cap	7.5	7.8	8.3	8.8	8.1
Total	8.6	9.0	10.0	10.0	9.3
United Kingdom					
Micro Cap	19.4	20.0	18.3	17.8	18.7
Small Cap	16.4	15.9	14.1	13.6	15.3
Mid Cap	11.8	11.6	11.4	11.2	11.6
Large Cap	10.3	10.2	10.1	10.4	10.3
Total	10.8	11.0	11.0	11.0	10.8
Japan					
Micro Cap	9.1	11.3	11.7	10.9	10.9
Small Cap	8.7	9.5	9.7	9.0	9.2
Mid Cap	8.8	9.1	8.7	8.9	8.9
Large Cap	9.1	9.1	8.6	9.1	9.0
Total	9.0	9.0	9.0	9.0	9.0
Canada					
Micro Cap	24.0	27.2	27.3	27.2	26.6
Small Cap	22.4	24.5	24.7	24.0	24.1
Mid Cap	16.5	16.5	15.5	15.5	16.2
Large Cap	8.7	8.1	8.4	9.7	8.6
Total	11.0	11.0	11.0	12.0	11.1
Developed Europe ex-UK					
Micro Cap	13.2	13.6	13.6	13.8	13.5
Small Cap	13.8	13.1	13.5	12.7	13.2
Mid Cap	12.2	12.2	11.7	11.4	11.9
Large Cap	10.5	10.7	10.4	10.4	10.5
Total	10.7	11.0	11.0	11.0	10.7
Developed Asia ex-Japan					
Micro Cap	14.0	16.4	14.0	14.5	14.7
Small Cap	14.3	15.2	15.1	14.9	14.9
Mid Cap	14.9	15.2	15.1	15.2	15.1
Large Cap	13.6	13.3	14.2	15.1	14.0
Total	14.0	14.0	15.0	15.0	14.4

Emerging Markets	Avg. Commission (BPS)				
	4Q09	3Q09	2Q09	1Q09	1Q09-4Q09
Emerging Asia					
Micro Cap	15.6	16.8	18.9	19.2	17.8
Small Cap	17.7	18.4	19.2	19.7	18.7
Mid Cap	18.8	19.5	20.0	20.4	19.6
Large Cap	18.1	19.1	20.3	19.9	19.3
Total	18.4	19.0	20.0	20.0	19.4
Emerging Europe					
Micro Cap	20.9	23.2	21.3	21.2	21.6
Small Cap	23.5	22.6	20.5	22.4	22.3
Mid Cap	21.5	22.9	22.3	23.6	22.4
Large Cap	22.3	21.5	21.7	22.8	22.1
Total	22.1	22.0	22.0	23.0	22.2
Emerging Latin America					
Micro Cap	19.4	20.7	19.4	25.0	22.1
Small Cap	19.3	20.6	21.3	22.8	20.8
Mid Cap	20.3	20.2	19.6	20.2	20.1
Large Cap	19.8	18.7	18.1	19.7	19.1
Total	20.0	19.0	19.0	20.0	19.5
Emerging Africa & Middle East					
Micro Cap	21.4	18.6	16.8	21.0	20.8
Small Cap	22.2	20.6	22.4	21.5	21.3
Mid Cap	19.6	20.3	19.0	21.0	19.9
Large Cap	18.1	17.3	18.9	20.7	18.5
Total	18.6	18.0	19.0	21.0	19.0

Developed Markets	Avg. Commission (CPS)				
	4Q09	3Q09	2Q09	1Q09	1Q09-4Q09
United States					
Micro Cap	1.3	1.2	1.2	1.0	1.2
Small Cap	2.0	1.9	1.9	1.7	1.8
Mid Cap	2.4	2.2	2.2	2.1	2.2
Large Cap	2.4	2.3	2.4	2.3	2.4
Total	2.4	2.2	2.3	2.2	2.3
Canada					
Micro Cap	0.4	0.5	0.5	0.4	0.5
Small Cap	1.0	1.3	1.2	1.3	1.2
Mid Cap	2.2	2.2	2.1	2.1	2.2
Large Cap	2.9	2.9	2.8	2.9	2.9
Total	2.3	2.3	2.2	2.2	2.3

Commission Distribution - United States

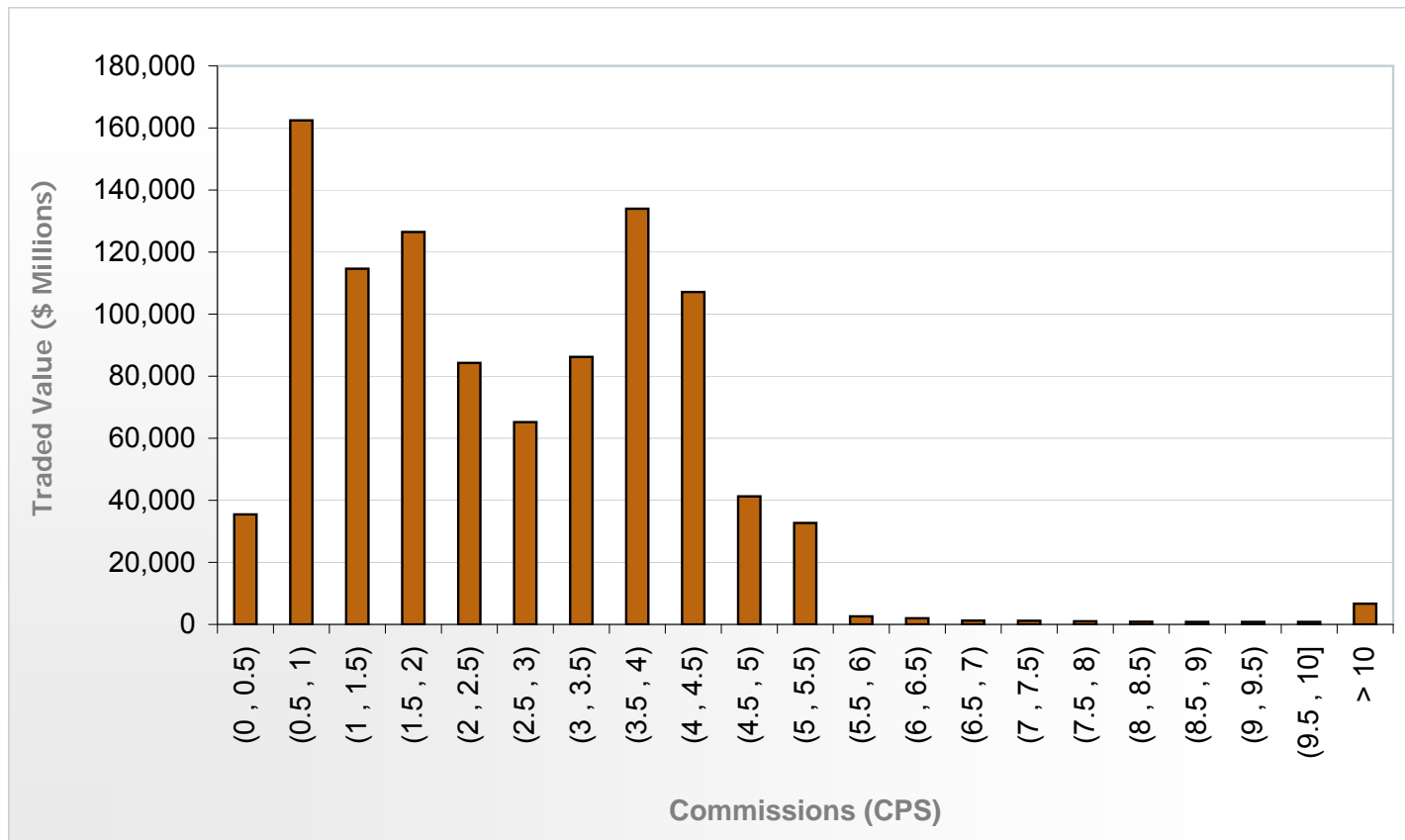
Commission (BPS)	Traded Value (\$ Millions)
(0 , 2)	135,292
(2 , 4)	201,042
(4 , 6)	171,596
(6 , 8)	113,975
(8 , 10)	84,899
(10 , 12)	64,908
(12 , 14)	53,142
(14 , 16)	38,400
(16 , 18)	28,289
(18 , 20)	27,377
(20 , 22)	19,342
(22 , 24)	13,977
(24 , 26)	12,244
(26 , 28)	8,419
(28 , 30)	6,991
(30 , 32)	6,046
(32 , 34)	3,590
(34 , 36)	3,470
(36 , 38)	3,066
(38 , 40)	2,711
> 40	9,064
Total	1,007,840



Market Capitalization	Traded Value (\$ Millions)	Avg. Commission (BPS)
Micro Cap	1,231	20.6
Small Cap	17,470	17.3
Mid Cap	254,897	11.0
Large Cap	734,243	7.5
Total	1,007,840	8.6

Commission Distribution - United States*

Commission (CPS)	Traded Value (\$ Millions)
(0 , 0.5)	35,477
(0.5 , 1)	162,430
(1 , 1.5)	114,621
(1.5 , 2)	126,466
(2 , 2.5)	84,270
(2.5 , 3)	65,229
(3 , 3.5)	86,213
(3.5 , 4)	133,959
(4 , 4.5)	107,159
(4.5 , 5)	41,277
(5 , 5.5)	32,723
(5.5 , 6)	2,592
(6 , 6.5)	1,994
(6.5 , 7)	1,233
(7 , 7.5)	1,176
(7.5 , 8)	1,041
(8 , 8.5)	873
(8.5 , 9)	791
(9 , 9.5)	831
(9.5 , 10]	822
> 10	6,662
Total	1,007,840

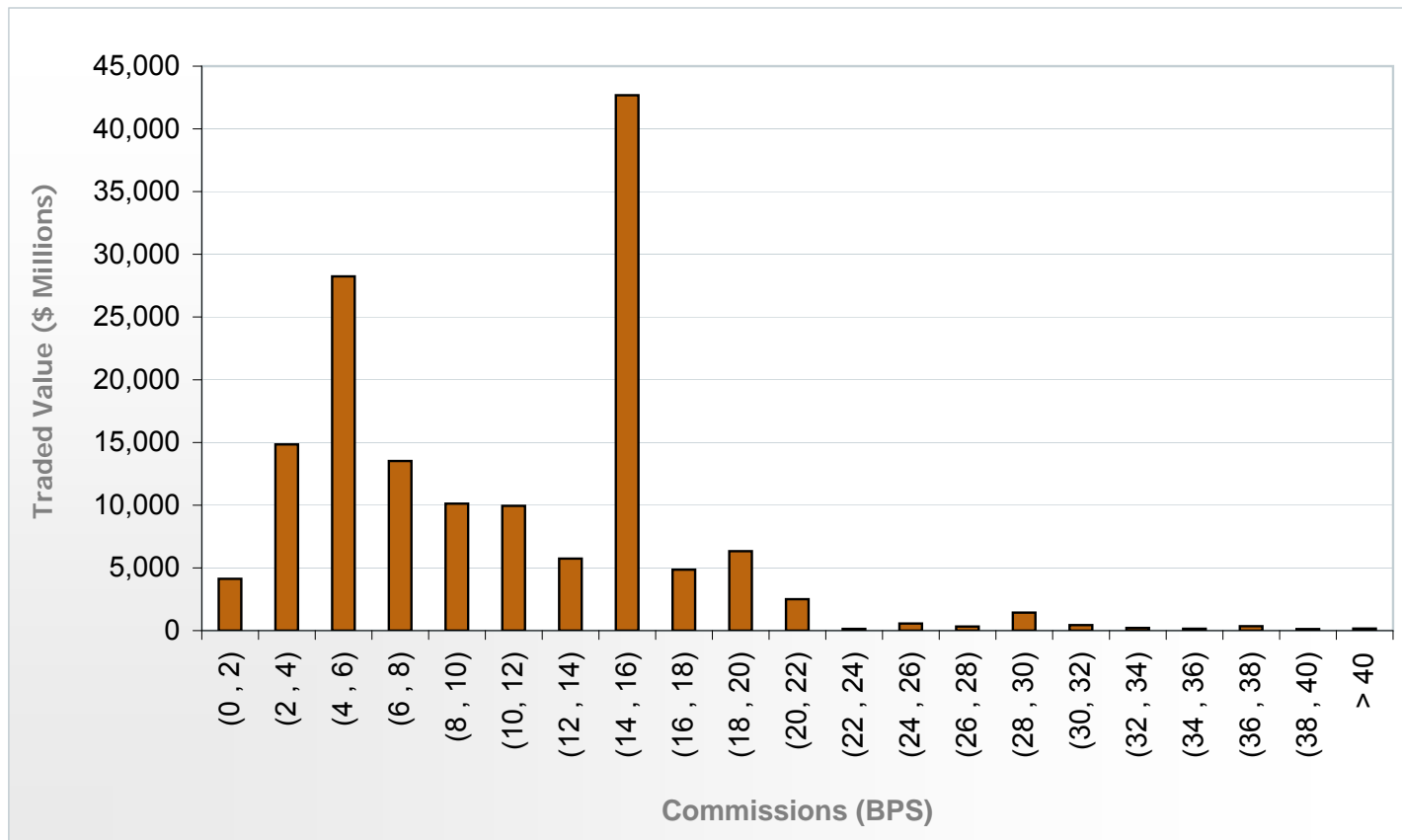


Market Capitalization	Traded Value (\$ Millions)	Avg. Commission (CPS)
Micro Cap	1,231	1.3
Small Cap	17,470	2.0
Mid Cap	254,897	2.4
Large Cap	734,243	2.4
Total	1,007,840	2.4

* The information provided on this page is in CPS

Commission Distribution - United Kingdom

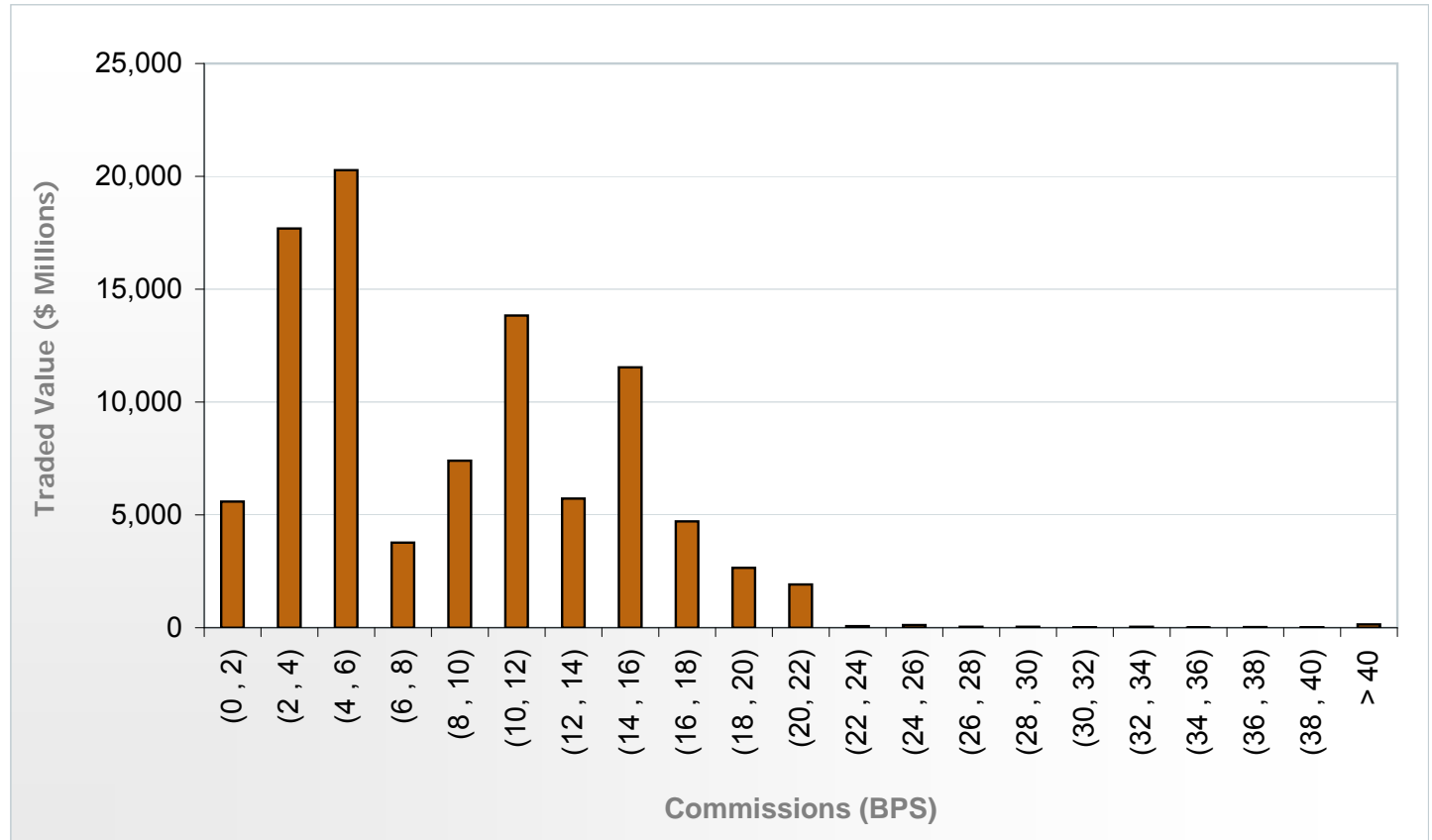
Commission (BPS)	Traded Value (\$ Millions)
(0 , 2)	4,128
(2 , 4)	14,849
(4 , 6)	28,247
(6 , 8)	13,520
(8 , 10)	10,123
(10 , 12)	9,944
(12 , 14)	5,743
(14 , 16)	42,684
(16 , 18)	4,864
(18 , 20)	6,337
(20 , 22)	2,499
(22 , 24)	133
(24 , 26)	568
(26 , 28)	321
(28 , 30)	1,434
(30 , 32)	443
(32 , 34)	216
(34 , 36)	151
(36 , 38)	349
(38 , 40)	128
> 40	167
Total	146,848



Market Capitalization	Traded Value (\$ Millions)	Avg. Commission (BPS)
Micro Cap	815	19.4
Small Cap	3,018	16.4
Mid Cap	34,919	11.8
Large Cap	108,096	10.3
Total	146,848	10.8

Commission Distribution - Japan

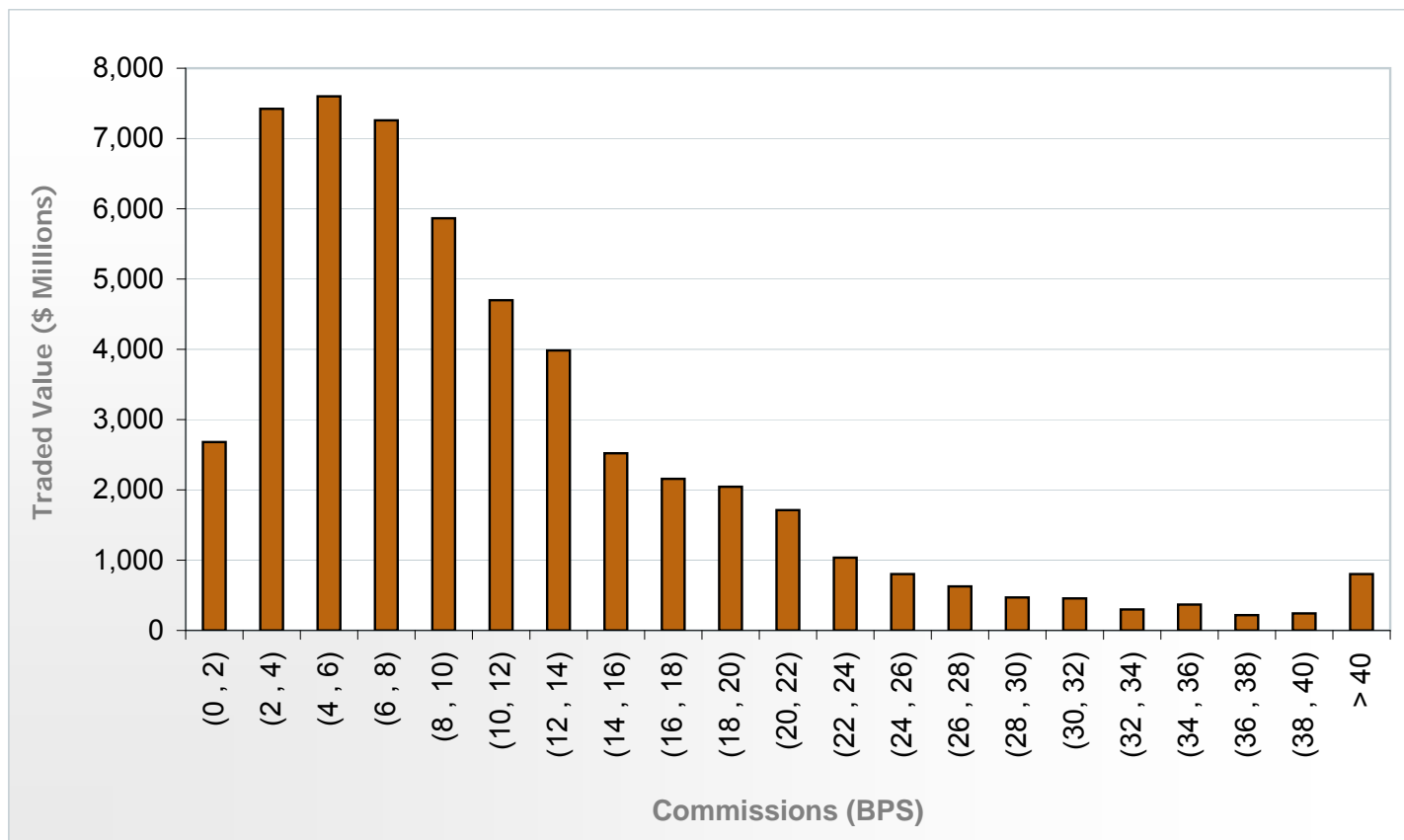
Commission (BPS)	Traded Value (\$ Millions)
(0 , 2)	5,587
(2 , 4)	17,692
(4 , 6)	20,274
(6 , 8)	3,773
(8 , 10)	7,400
(10 , 12)	13,838
(12 , 14)	5,725
(14 , 16)	11,539
(16 , 18)	4,710
(18 , 20)	2,657
(20 , 22)	1,916
(22 , 24)	71
(24 , 26)	121
(26 , 28)	45
(28 , 30)	44
(30 , 32)	24
(32 , 34)	45
(34 , 36)	7
(36 , 38)	26
(38 , 40)	22
> 40	149
Total	95,665



Market Capitalization	Traded Value (\$ Millions)	Avg. Commission (BPS)
Micro Cap	208	9.1
Small Cap	1,889	8.7
Mid Cap	24,922	8.8
Large Cap	68,646	9.1
Total	95,665	9.0

Commission Distribution - Canada

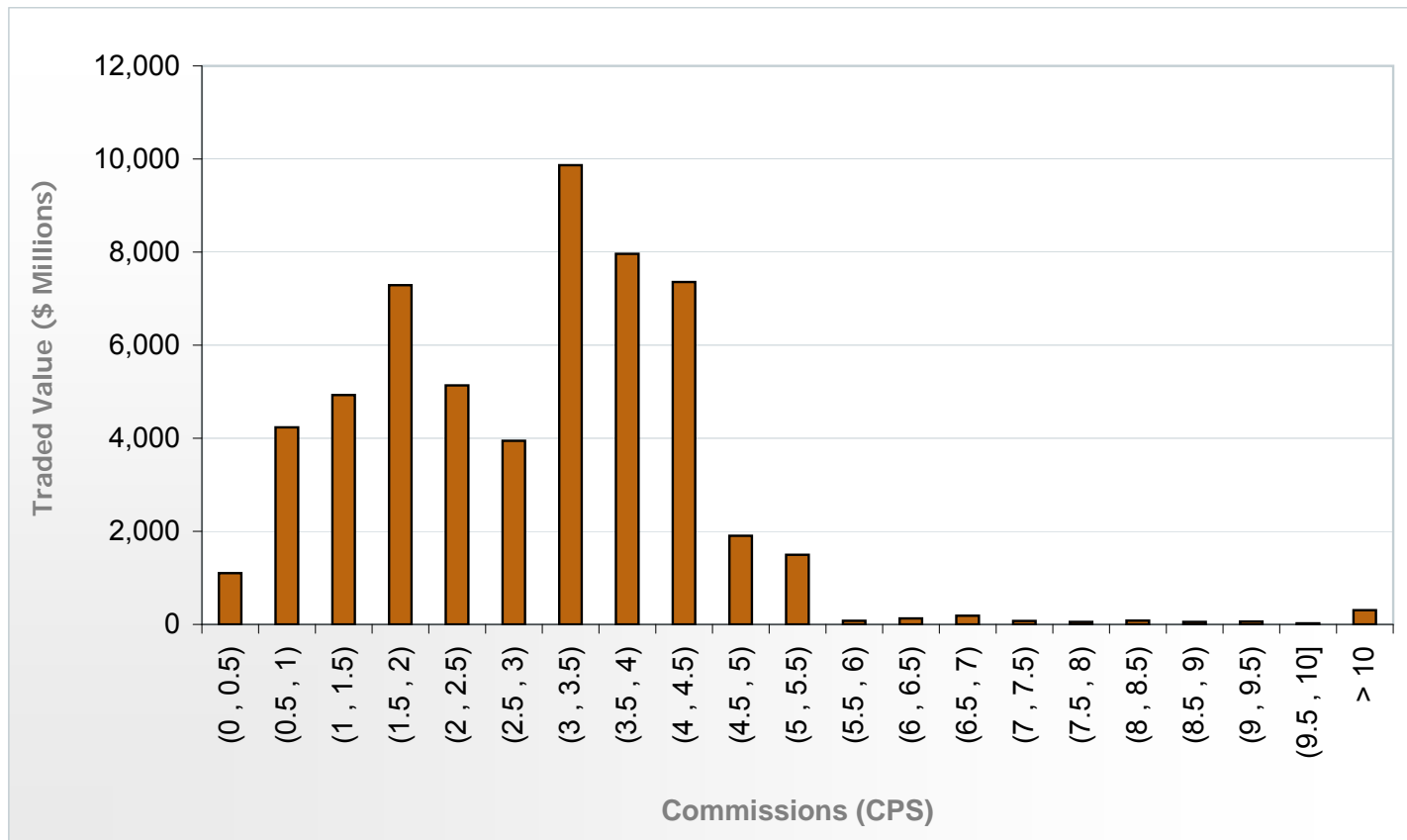
Commission (BPS)	Traded Value (\$ Millions)
(0 , 2)	2,681
(2 , 4)	7,421
(4 , 6)	7,599
(6 , 8)	7,258
(8 , 10)	5,865
(10 , 12)	4,699
(12 , 14)	3,984
(14 , 16)	2,521
(16 , 18)	2,158
(18 , 20)	2,045
(20 , 22)	1,712
(22 , 24)	1,035
(24 , 26)	803
(26 , 28)	627
(28 , 30)	469
(30 , 32)	456
(32 , 34)	298
(34 , 36)	368
(36 , 38)	217
(38 , 40)	242
> 40	803
Total	53,264



Market Capitalization	Traded Value (\$ Millions)	Avg. Commission (BPS)
Micro Cap	159	24.0
Small Cap	1,129	22.4
Mid Cap	13,462	16.5
Large Cap	38,513	8.7
Total	53,264	11.0

Commission Distribution - Canada*

Commission (CPS)	Traded Value (\$ Millions)
(0 , 0.5)	1,102
(0.5 , 1)	4,235
(1 , 1.5)	4,928
(1.5 , 2)	7,288
(2 , 2.5)	5,136
(2.5 , 3)	3,947
(3 , 3.5)	9,866
(3.5 , 4)	7,963
(4 , 4.5)	7,358
(4.5 , 5)	1,905
(5 , 5.5)	1,498
(5.5 , 6)	79
(6 , 6.5)	129
(6.5 , 7)	188
(7 , 7.5)	74
(7.5 , 8)	55
(8 , 8.5)	82
(8.5 , 9)	53
(9 , 9.5)	60
(9.5 , 10]	25
> 10	307
Total	56,278

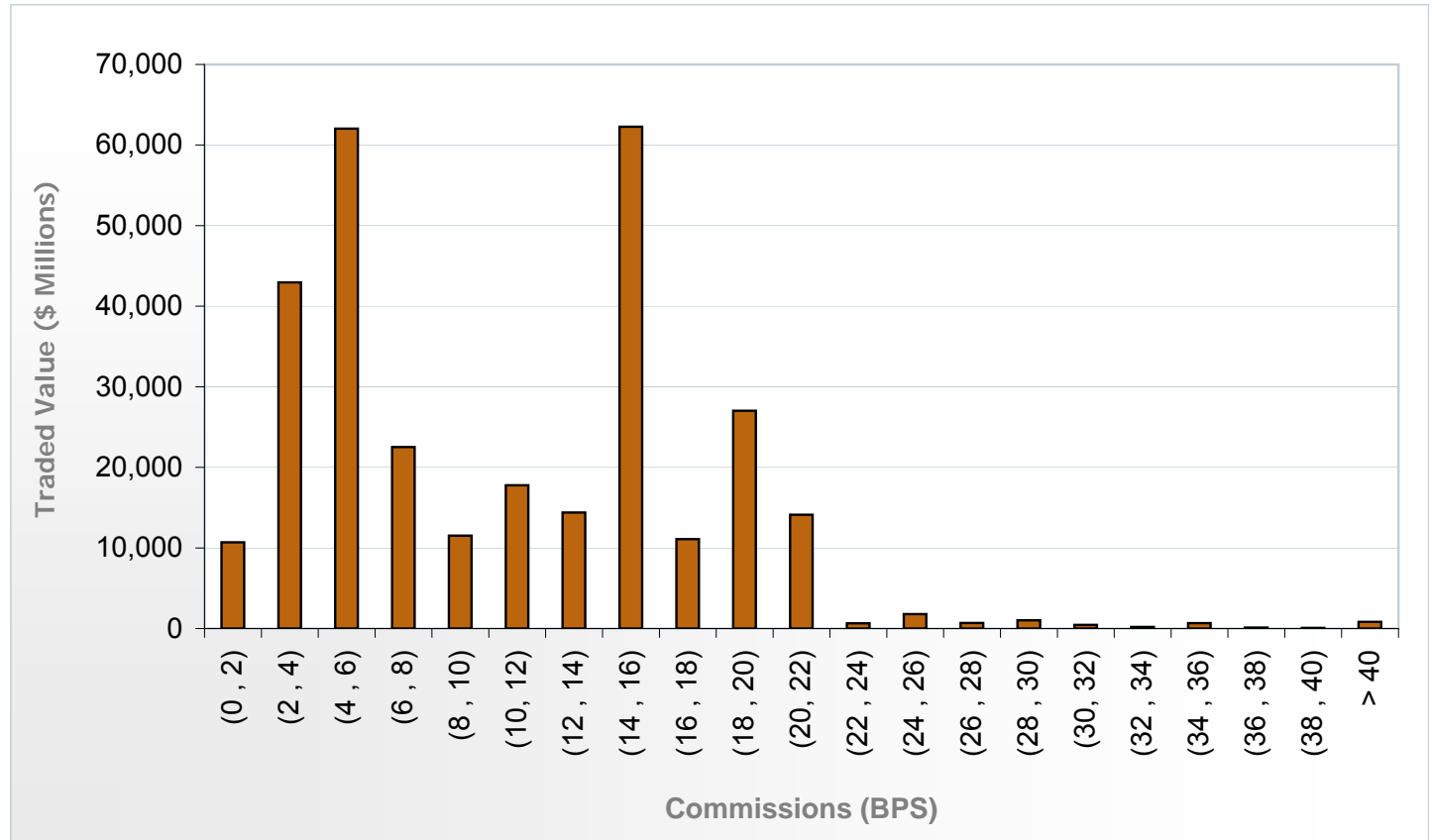


Market Capitalization	Traded Value (\$ Millions)	Avg. Commission (CPS)
Micro Cap	167	0.4
Small Cap	1,193	1.0
Mid Cap	14,220	2.2
Large Cap	40,698	2.9
Total	56,278	2.3

* The information provided on this page is in CPS

Commission Distribution - Developed Europe ex UK

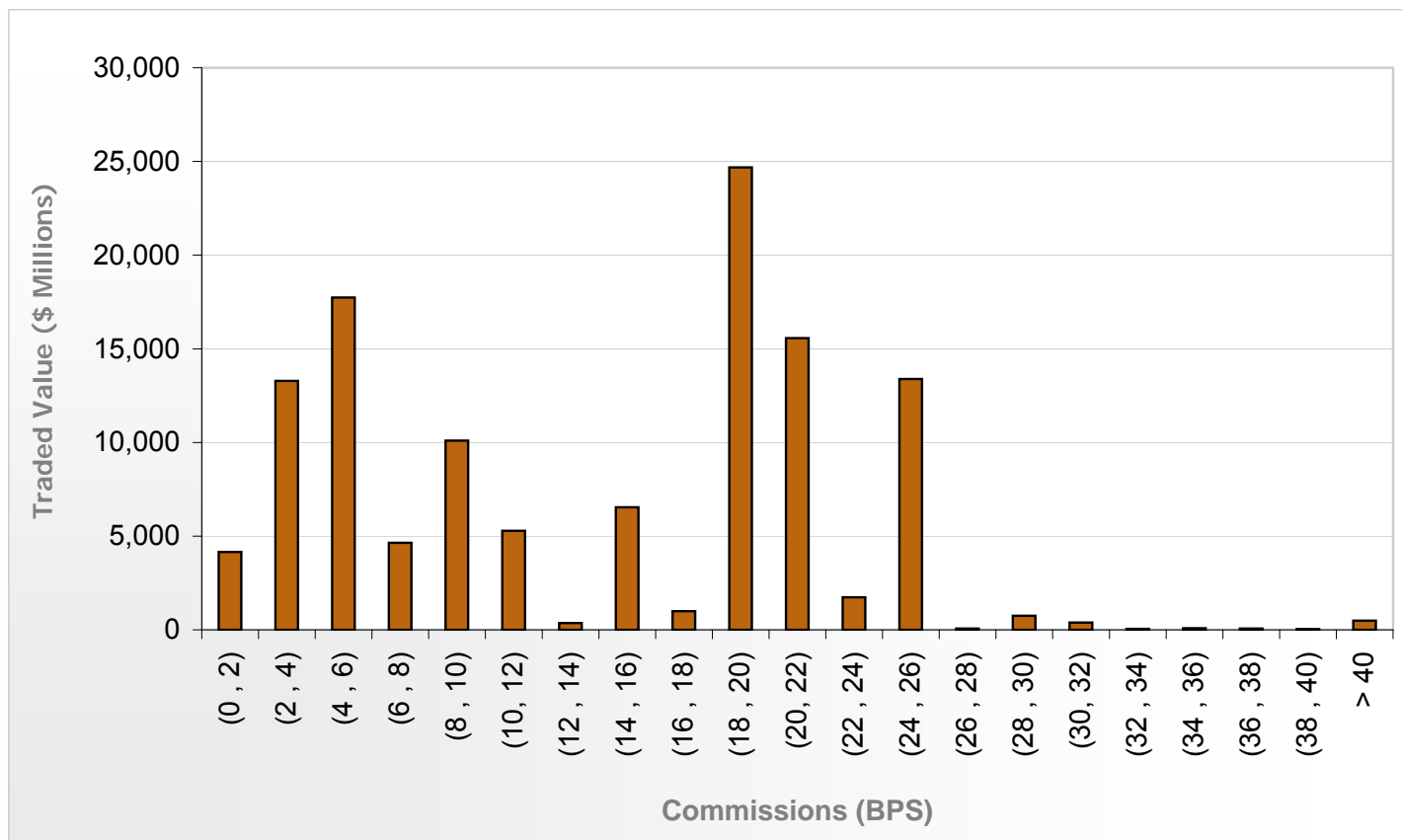
Commission (BPS)	Traded Value (\$ Millions)
(0 , 2)	10,707
(2 , 4)	42,961
(4 , 6)	62,034
(6 , 8)	22,520
(8 , 10)	11,527
(10 , 12)	17,776
(12 , 14)	14,404
(14 , 16)	62,280
(16 , 18)	11,092
(18 , 20)	27,018
(20 , 22)	14,116
(22 , 24)	651
(24 , 26)	1,794
(26 , 28)	688
(28 , 30)	1,031
(30 , 32)	449
(32 , 34)	205
(34 , 36)	673
(36 , 38)	109
(38 , 40)	79
> 40	834
Total	302,950



Market Capitalization	Traded Value (\$ Millions)	Avg. Commission (BPS)
Micro Cap	257	13.2
Small Cap	1,983	13.8
Mid Cap	44,528	12.2
Large Cap	256,182	10.5
Total	302,950	10.7

Commission Distribution - Developed Asia ex Japan

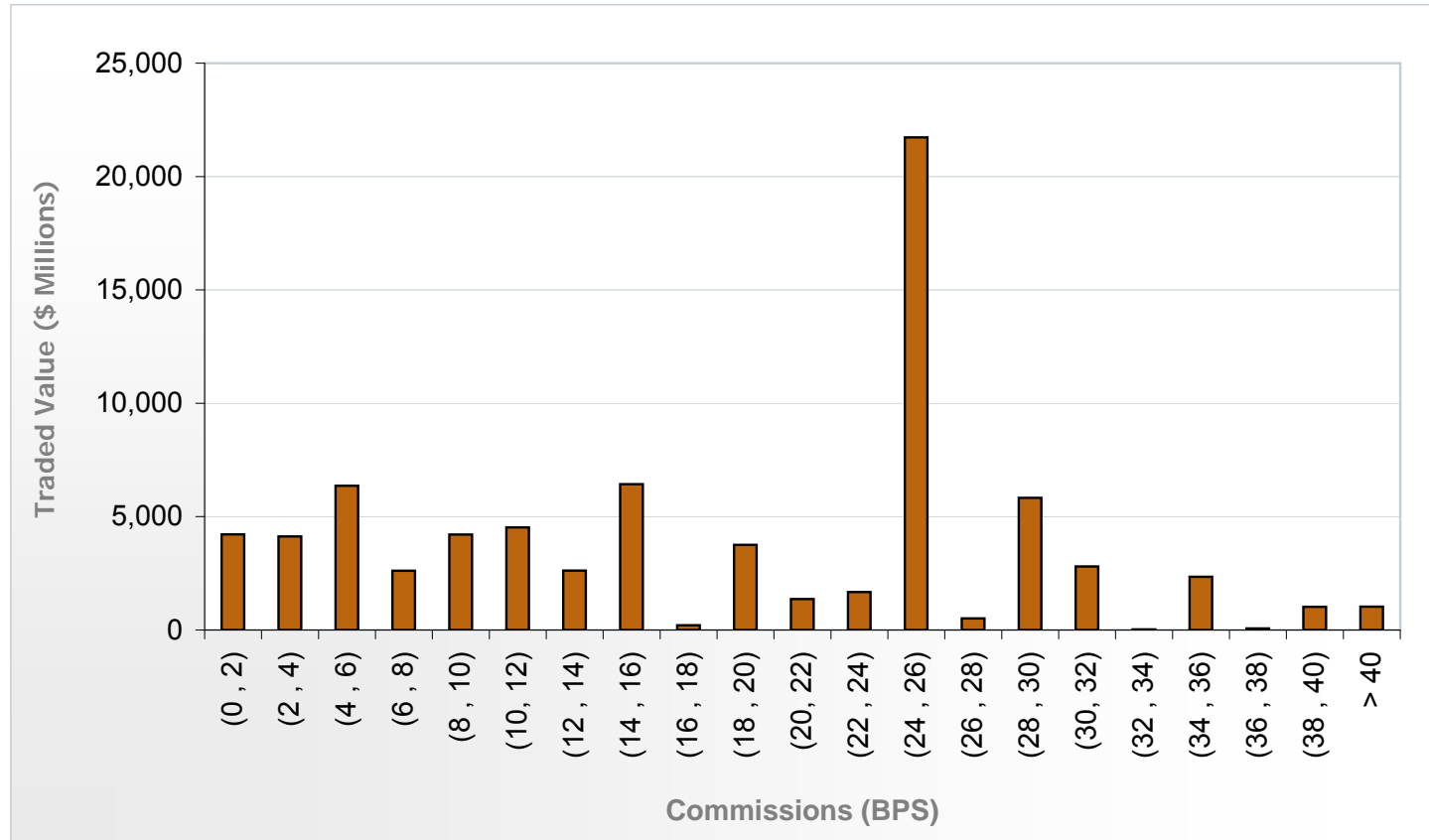
Commission (BPS)	Traded Value (\$ Millions)
(0 , 2)	4,151
(2 , 4)	13,287
(4 , 6)	17,739
(6 , 8)	4,643
(8 , 10)	10,097
(10 , 12)	5,282
(12 , 14)	364
(14 , 16)	6,543
(16 , 18)	995
(18 , 20)	24,679
(20 , 22)	15,572
(22 , 24)	1,739
(24 , 26)	13,388
(26 , 28)	65
(28 , 30)	748
(30 , 32)	385
(32 , 34)	51
(34 , 36)	84
(36 , 38)	68
(38 , 40)	33
> 40	489
Total	120,403



Market Capitalization	Traded Value (\$ Millions)	Avg. Commission (BPS)
Micro Cap	322	14.0
Small Cap	1,803	14.3
Mid Cap	35,944	14.9
Large Cap	82,333	13.6
Total	120,403	14.0

Commission Distribution - Emerging Asia

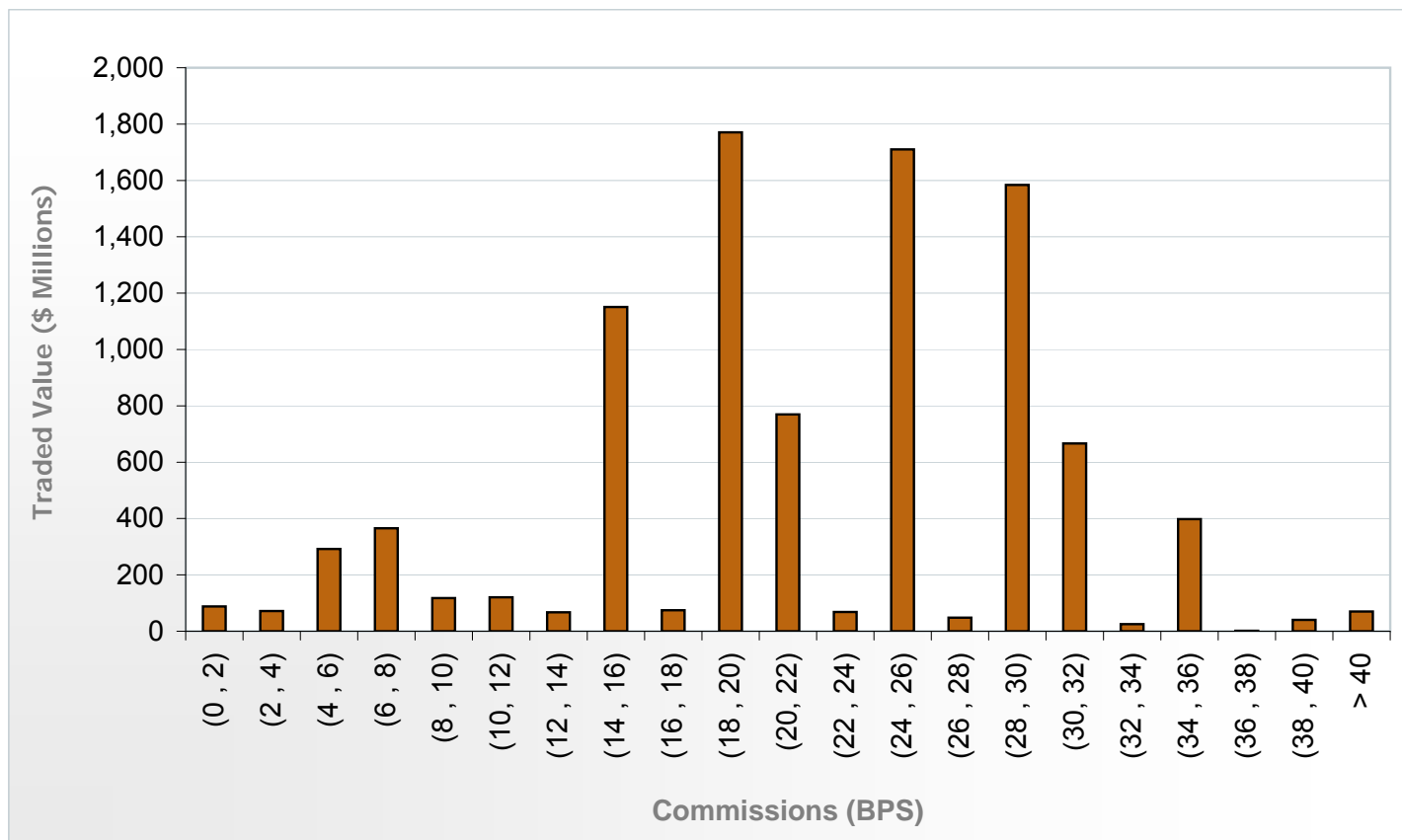
Commission (BPS)	Traded Value (\$ Millions)
(0 , 2)	4,219
(2 , 4)	4,129
(4 , 6)	6,361
(6 , 8)	2,616
(8 , 10)	4,209
(10 , 12)	4,530
(12 , 14)	2,618
(14 , 16)	6,429
(16 , 18)	211
(18 , 20)	3,759
(20 , 22)	1,370
(22 , 24)	1,672
(24 , 26)	21,728
(26 , 28)	509
(28 , 30)	5,831
(30 , 32)	2,800
(32 , 34)	26
(34 , 36)	2,349
(36 , 38)	67
(38 , 40)	1,026
> 40	1,027
Total	77,484



Market Capitalization	Traded Value (\$ Millions)	Avg. Commission (BPS)
Micro Cap	254	15.6
Small Cap	1,962	17.7
Mid Cap	25,569	18.8
Large Cap	49,699	18.1
Total	77,484	18.4

Commission Distribution - Emerging Europe

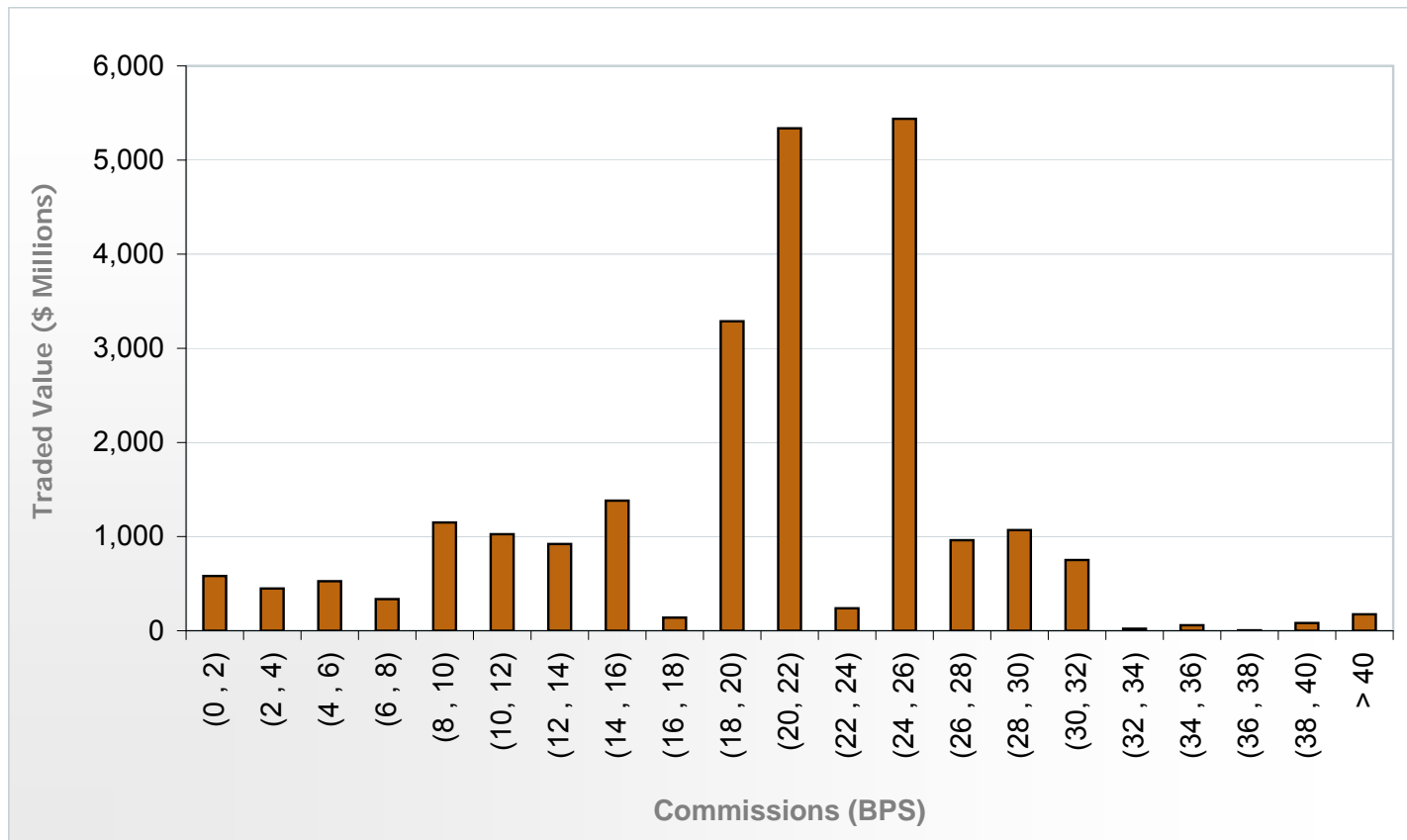
Commission (BPS)	Traded Value (\$ Millions)
(0, 2)	88
(2, 4)	72
(4, 6)	292
(6, 8)	366
(8, 10)	118
(10, 12)	121
(12, 14)	67
(14, 16)	1,151
(16, 18)	74
(18, 20)	1,771
(20, 22)	770
(22, 24)	68
(24, 26)	1,710
(26, 28)	48
(28, 30)	1,584
(30, 32)	667
(32, 34)	25
(34, 36)	398
(36, 38)	2
(38, 40)	40
> 40	70
Total	9,501



Market Capitalization	Traded Value (\$ Millions)	Avg. Commission (BPS)
Micro Cap	23	20.9
Small Cap	151	23.5
Mid Cap	2,207	21.5
Large Cap	7,119	22.3
Total	9,501	22.1

Commission Distribution - Emerging Latin America

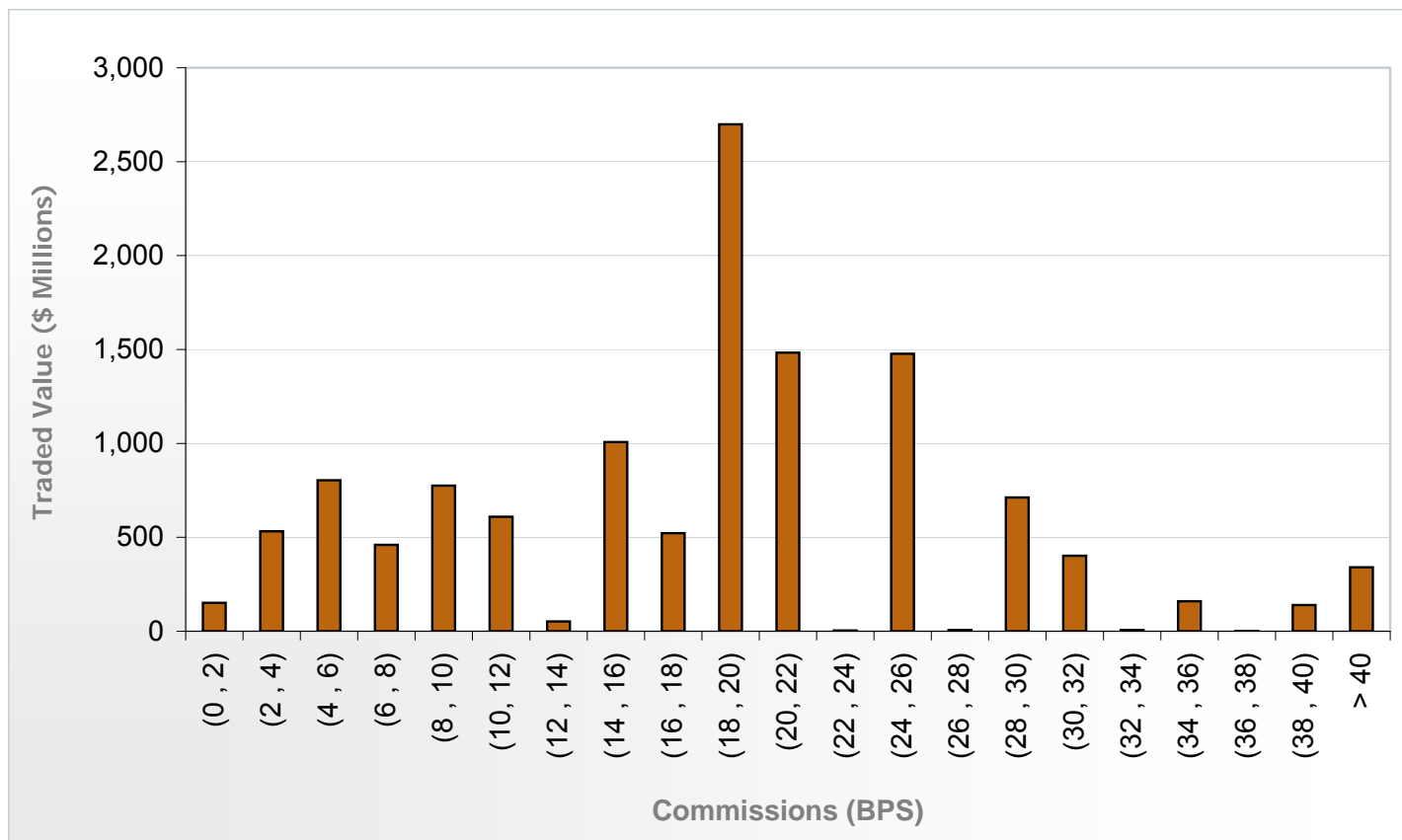
Commission (BPS)	Traded Value (\$ Millions)
(0 , 2)	582
(2 , 4)	450
(4 , 6)	526
(6 , 8)	336
(8 , 10)	1,151
(10 , 12)	1,026
(12 , 14)	921
(14 , 16)	1,383
(16 , 18)	139
(18 , 20)	3,287
(20 , 22)	5,338
(22 , 24)	239
(24 , 26)	5,438
(26 , 28)	963
(28 , 30)	1,069
(30 , 32)	751
(32 , 34)	22
(34 , 36)	59
(36 , 38)	4
(38 , 40)	82
> 40	175
Total	23,940



Market Capitalization	Traded Value (\$ Millions)	Avg. Commission (BPS)
Micro Cap	7	19.4
Small Cap	222	19.3
Mid Cap	8,152	20.3
Large Cap	15,560	19.8
Total	23,940	20.0

Commission Distribution - Emerging Africa & Middle East

Commission (BPS)	Traded Value (\$ Millions)
(0, 2)	152
(2, 4)	532
(4, 6)	804
(6, 8)	460
(8, 10)	775
(10, 12)	610
(12, 14)	52
(14, 16)	1,008
(16, 18)	522
(18, 20)	2,699
(20, 22)	1,483
(22, 24)	4
(24, 26)	1,477
(26, 28)	7
(28, 30)	712
(30, 32)	402
(32, 34)	7
(34, 36)	160
(36, 38)	2
(38, 40)	140
> 40	341
Total	12,348



Market Capitalization	Traded Value (\$ Millions)	Avg. Commission (BPS)
Micro Cap	1	21.4
Small Cap	45	22.2
Mid Cap	3,687	19.6
Large Cap	8,615	18.1
Total	12,348	18.6

Appendix - A1

Traded Value (\$ Millions): Principal value of all trades executed, shown in Millions (\$US)
Average Commission (BPS): $(\sum(\text{Shares Executed} * \text{CommissionPerShare}(\$US)) / \sum(\text{Shares Executed} * \text{TradePrice}(\$US))) * 10,000$

Region	Country
United States	United States
United Kingdom	United Kingdom
Japan	Japan
Canada	Canada
Developed Europe ex-UK	Andorra
Developed Europe ex-UK	Austria
Developed Europe ex-UK	Belgium
Developed Europe ex-UK	Cyprus
Developed Europe ex-UK	Denmark
Developed Europe ex-UK	EU Commission
Developed Europe ex-UK	Eurozone
Developed Europe ex-UK	Faeroe Island
Developed Europe ex-UK	Finland
Developed Europe ex-UK	France
Developed Europe ex-UK	Germany
Developed Europe ex-UK	Gibraltar
Developed Europe ex-UK	Greece
Developed Europe ex-UK	Greenland
Developed Europe ex-UK	Guernsey
Developed Europe ex-UK	Iceland
Developed Europe ex-UK	Ireland
Developed Europe ex-UK	Isle Of Mann
Developed Europe ex-UK	Italy
Developed Europe ex-UK	Jersey
Developed Europe ex-UK	Liechtenstein
Developed Europe ex-UK	Luxembourg
Developed Europe ex-UK	Monaco
Developed Europe ex-UK	Netherlands
Developed Europe ex-UK	Norway
Developed Europe ex-UK	Portugal

Region	Country
Developed Europe ex-UK	Spain
Developed Europe ex-UK	Sweden
Developed Europe ex-UK	Switzerland
Developed Asia ex-Japan	Australia
Developed Asia ex-Japan	Hong Kong
Developed Asia ex-Japan	New Zealand
Developed Asia ex-Japan	Singapore
Emerging Asia	Afghanistan
Emerging Asia	Bangladesh
Emerging Asia	Bhutan
Emerging Asia	Brunei
Emerging Asia	Cambodia
Emerging Asia	China
Emerging Asia	Christmas Is.
Emerging Asia	East Timor
Emerging Asia	Fiji
Emerging Asia	French Pacific
Emerging Asia	Guam
Emerging Asia	Heard/Macdonld
Emerging Asia	India
Emerging Asia	Indonesia
Emerging Asia	Kazakhstan
Emerging Asia	Kiribati
Emerging Asia	Laos
Emerging Asia	Macau
Emerging Asia	Malaysia
Emerging Asia	Maldives
Emerging Asia	Marshall Island
Emerging Asia	Mongolia
Emerging Asia	Myanmar

Region	Country
Emerging Asia	Nauru Island
Emerging Asia	Nepal
Emerging Asia	Norfolk Island
Emerging Asia	North Korea
Emerging Asia	Pakistan
Emerging Asia	Palau
Emerging Asia	Papua N.Guinea
Emerging Asia	Philippines
Emerging Asia	Pitcairn Is.
Emerging Asia	Samoa
Emerging Asia	Samoa (West)
Emerging Asia	Solomon Island
Emerging Asia	South Korea
Emerging Asia	Sri Lanka
Emerging Asia	Taiwan
Emerging Asia	Thailand
Emerging Asia	Tokelau
Emerging Asia	Tonga
Emerging Asia	Tuvalu
Emerging Asia	Vanuatu
Emerging Asia	Vietnam
Emerging Europe	Albania
Emerging Europe	Armenia
Emerging Europe	Belarus
Emerging Europe	Bosnia & Herzeg
Emerging Europe	Bouvet Island
Emerging Europe	Bulgaria
Emerging Europe	Croatia
Emerging Europe	Czech
Emerging Europe	Estonia

Appendix - A2

Region	Country
Emerging Europe	Georgia
Emerging Europe	Hungary
Emerging Europe	Latvia
Emerging Europe	Lithuania
Emerging Europe	Macedonia
Emerging Europe	Malta
Emerging Europe	Moldova
Emerging Europe	Poland
Emerging Europe	Romania
Emerging Europe	Russia
Emerging Europe	San Marino
Emerging Europe	Serbia
Emerging Europe	Slovakia
Emerging Europe	Slovenia
Emerging Europe	Turkey
Emerging Europe	Ukraine
Emerging Europe	Yugoslavia
Emerging Latin America	Antigua & Barbuda
Emerging Latin America	Argentina
Emerging Latin America	Aruba
Emerging Latin America	Barbados
Emerging Latin America	Belize
Emerging Latin America	Bolivia
Emerging Latin America	Brazil
Emerging Latin America	British Virgin
Emerging Latin America	Cayman Islands
Emerging Latin America	Chile
Emerging Latin America	Cocos
Emerging Latin America	Colombia
Emerging Latin America	Costa Rica
Emerging Latin America	Cuba
Emerging Latin America	Dominica
Emerging Latin America	Dominican Republic
Emerging Latin America	Ecuador
Emerging Latin America	El Salvador
Emerging Latin America	Falkland Is.

Region	Country
Emerging Latin America	French Guiana
Emerging Latin America	Grenada
Emerging Latin America	Guadeloupe
Emerging Latin America	Guatemala
Emerging Latin America	Guyana
Emerging Latin America	Haiti
Emerging Latin America	Honduras
Emerging Latin America	Jamaica
Emerging Latin America	Martinique
Emerging Latin America	Mexico
Emerging Latin America	Montserrat
Emerging Latin America	Neth. Antilles
Emerging Latin America	Nicaragua
Emerging Latin America	Panama
Emerging Latin America	Paraguay
Emerging Latin America	Peru
Emerging Latin America	Puerto Rico
Emerging Latin America	St. Kitts & Nevis
Emerging Latin America	St. Lucia
Emerging Latin America	St. Vincent
Emerging Latin America	Suriname
Emerging Latin America	Trinidad
Emerging Latin America	Turks & Caicos
Emerging Latin America	Uruguay
Emerging Latin America	Venezuela
Emerging Latin America	Virgin Islands
Emerging Africa and Middle East	Algeria
Emerging Africa and Middle East	Angola
Emerging Africa and Middle East	Azerbaijan
Emerging Africa and Middle East	Bahrain
Emerging Africa and Middle East	Benin
Emerging Africa and Middle East	Botswana
Emerging Africa and Middle East	Br. Indn Ocean
Emerging Africa and Middle East	Burkina Faso
Emerging Africa and Middle East	Burundi
Emerging Africa and Middle East	Cameroon

Region	Country
Emerging Africa and Middle East	Cape Verde
Emerging Africa and Middle East	Central Africa
Emerging Africa and Middle East	Chad
Emerging Africa and Middle East	Comoros
Emerging Africa and Middle East	Congo
Emerging Africa and Middle East	Dem. Rep. Congo
Emerging Africa and Middle East	Djibouti
Emerging Africa and Middle East	Egypt
Emerging Africa and Middle East	Eritrea
Emerging Africa and Middle East	Ethiopia
Emerging Africa and Middle East	Gabon
Emerging Africa and Middle East	Gambia
Emerging Africa and Middle East	Ghana
Emerging Africa and Middle East	Guinea
Emerging Africa and Middle East	Guinea-Bissau
Emerging Africa and Middle East	Iran
Emerging Africa and Middle East	Iraq
Emerging Africa and Middle East	Israel
Emerging Africa and Middle East	Ivory Coast
Emerging Africa and Middle East	Jordan
Emerging Africa and Middle East	Kenya
Emerging Africa and Middle East	Kuwait
Emerging Africa and Middle East	Kyrgyzstan
Emerging Africa and Middle East	Lebanon
Emerging Africa and Middle East	Lesotho
Emerging Africa and Middle East	Liberia
Emerging Africa and Middle East	Libya
Emerging Africa and Middle East	Madagascar
Emerging Africa and Middle East	Malawi
Emerging Africa and Middle East	Mali Republic
Emerging Africa and Middle East	Mauritania
Emerging Africa and Middle East	Mauritius
Emerging Africa and Middle East	Morocco
Emerging Africa and Middle East	Mozambique
Emerging Africa and Middle East	Namibia
Emerging Africa and Middle East	Niger Republic

Appendix - A3

Region	Country
Emerging Africa and Middle East	Nigeria
Emerging Africa and Middle East	Oman
Emerging Africa and Middle East	Qatar
Emerging Africa and Middle East	Reunion
Emerging Africa and Middle East	Rwanda
Emerging Africa and Middle East	Sao Tome
Emerging Africa and Middle East	Saudi Arabia
Emerging Africa and Middle East	Senegal
Emerging Africa and Middle East	Seychelles
Emerging Africa and Middle East	Sierra Leone
Emerging Africa and Middle East	Somali
Emerging Africa and Middle East	South Africa
Emerging Africa and Middle East	Sudan
Emerging Africa and Middle East	Swaziland
Emerging Africa and Middle East	Syria
Emerging Africa and Middle East	Tajikistan
Emerging Africa and Middle East	Tanzania
Emerging Africa and Middle East	Togo
Emerging Africa and Middle East	Tunisia
Emerging Africa and Middle East	Turkmenistan
Emerging Africa and Middle East	UAE
Emerging Africa and Middle East	Uganda
Emerging Africa and Middle East	Uzbekistan
Emerging Africa and Middle East	Yemen
Emerging Africa and Middle East	Zambia
Emerging Africa and Middle East	Zimbabwe