

May 2017

**CONTACT**

Asia Pacific  
+852.2846.3500

Canada  
+1.416.874.0900

EMEA  
+44.20.7670.4000

United States  
+1.212.588.4000

info@itg.com  
www.itg.com

# POSIT Global Trading Stats

## Q1 2017

### US

	Q2 '16	Q3 '16	Q4 '16	Q1 '17
POSIT ADV (shs)	49,706,366	45,369,859	58,279,933	62,760,512
Total ITG US ADV (shs)	131,545,013	115,546,808	144,619,337	150,902,100
ITG US Market Share	1.81%	1.75%	2.05%	2.21%

Source: ITG

### CANADA

ITG Canada Q1 '17 market share – approx. 5%

	Q2 '16	Q3 '16	Q4 '16	Q1 '17
MATCHNow Market Share by Volume*	4.82%	5.68%	6.04%	5.89%

\*Excludes .DB, .U, .NT, .WT, .PR, and Venture and CNQ traded securities  
Source: ITG

### EMEA

ITG Europe Q1 '17 market share – approx. 4%

	Q2 '16	Q3 '16	Q4 '16	Q1 '17
ITG EMEA Market Share	3.82%	3.74%	4.19%	4.25%

Source: ITG

### APAC

ITG APAC Q1 '17 market share – approx. 1%

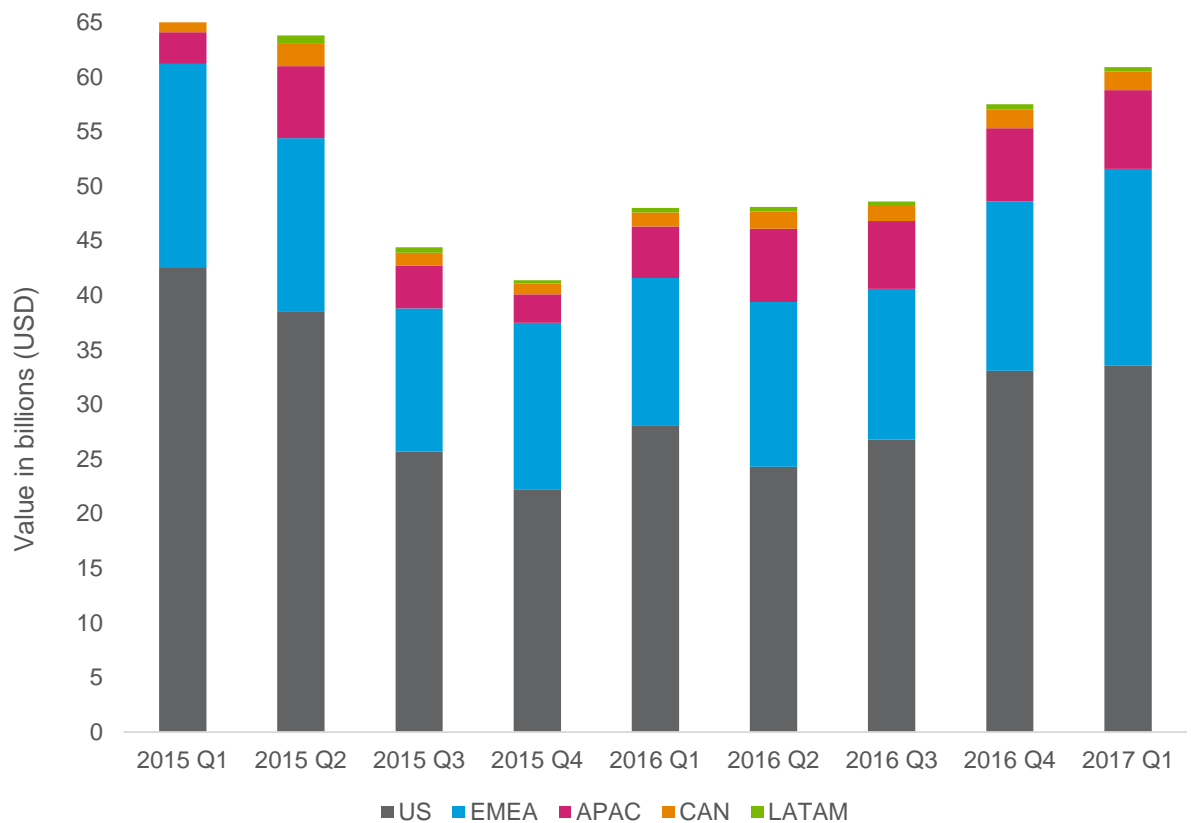


## POSIT ALERT GLOBAL STATS

Highlights	APAC	CAN	EMEA	LATAM	US
Avg liquidity pool/day (\$)	7.2bn	1.7bn	18bn	402mm	33.6bn
Human avg trade % ADV	17%	7%	19%	15%	5%
Avg human trade size	\$1mm	41k shs	\$1.4mm	\$884k	39k shs
Avg Power Match trade size	NA	65k shs (20% ADV)	NA	NA	71k shs (7% ADV)
Avg spread savings (bps)	9	5	5	7	5
Avg cost savings (bps: Pre-Trade ACE 0.3)	41	24	31	49	24

Source: ITG

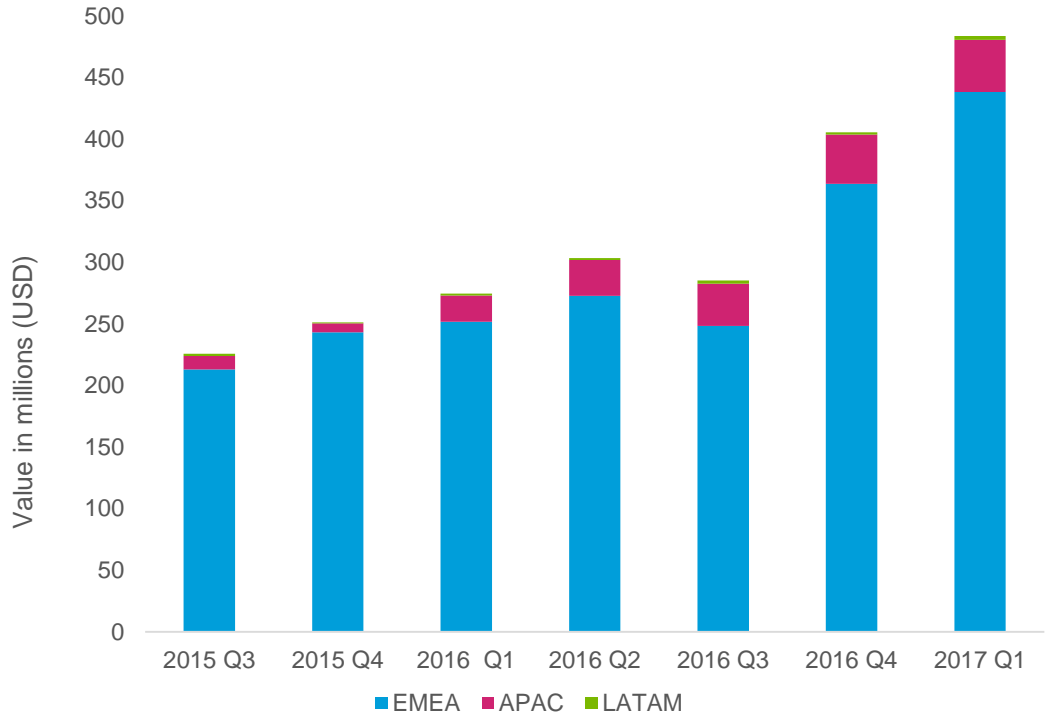
## POSIT Alert Average Daily Liquidity



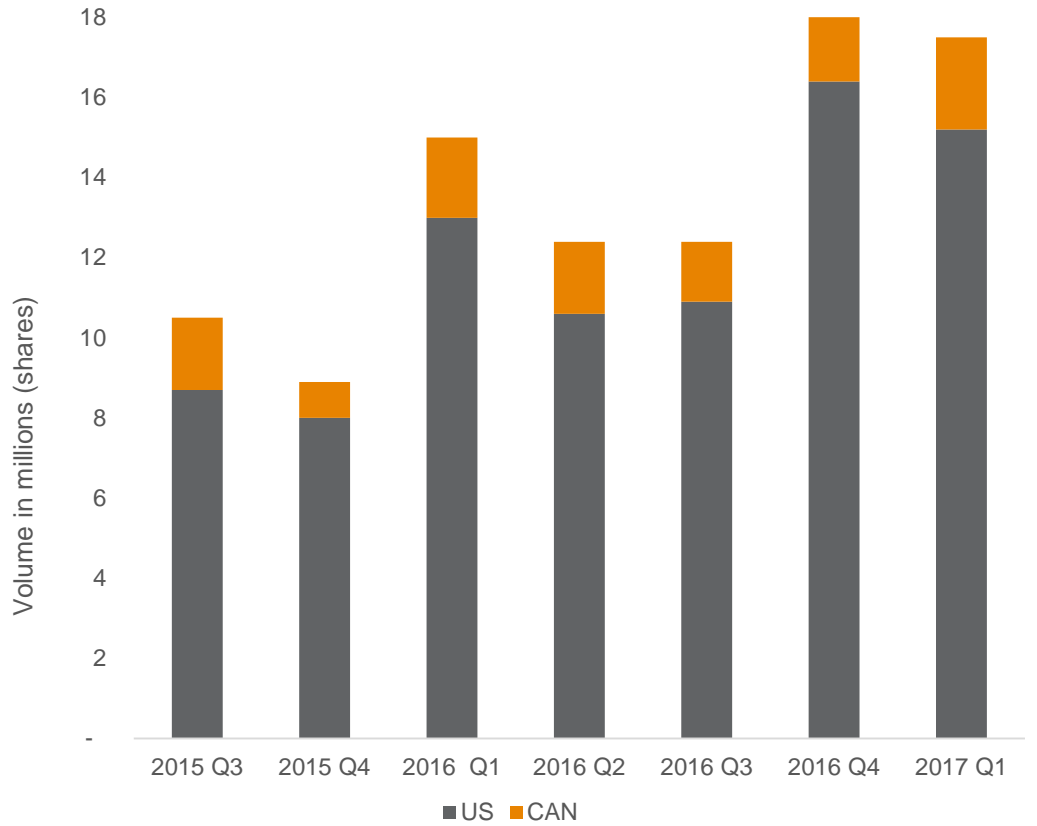
Source: ITG



### POSIT Alert Average Daily Value



### POSIT Alert Average Daily Volume





© 2017 Investment Technology Group, Inc. All rights reserved. Not to be reproduced or retransmitted without permission.

Broker-dealer products and services are offered by: in the U.S., ITG Inc., member FINRA, SIPC; in Canada, ITG Canada Corp., member Canadian Investor Protection Fund ("CIPF") and Investment Industry Regulatory Organization of Canada ("IIROC"); in Europe, Investment Technology Group Limited, registered in Ireland No. 283940 ("ITGL") (the registered office of ITGL is Block A, Georges Quay, Dublin 2, Ireland). ITGL is authorized and regulated by the Central Bank of Ireland; in Asia, ITG Hong Kong Limited (SFC License No. AHD810), ITG Singapore Pte Limited (CMS License No. 100138-1), and ITG Australia Limited (AFS License No. 219582). All of the above entities are subsidiaries of Investment Technology Group, Inc. MATCHNow<sup>SM</sup> is a product offering of TriAct Canada Marketplace LP ("TriAct"), member CIPF and IIROC. TriAct is a wholly owned subsidiary of ITG Canada Corp.

These materials are for informational purposes only, and are not intended to be used for trading or investment purposes or as an offer to sell or the solicitation of an offer to buy any security or financial product. The information contained herein has been taken from trade and statistical services and other sources we deem reliable but we do not represent that such information is accurate or complete and it should not be relied upon as such. No guarantee or warranty is made as to the reasonableness of the assumptions or the accuracy of the models or market data used by ITG or the actual results that may be achieved. These materials do not provide any form of advice (investment, tax or legal). ITG Inc. is not a registered investment adviser and does not provide investment advice or recommendations to buy or sell securities, to hire any investment adviser or to pursue any investment or trading strategy. The positions taken in this document reflect the judgment of the individual author(s) and are not necessarily those of ITG.

All trademarks, service marks, and trade names not owned by ITG are the property of their respective owners.